


Phonics open morning – KS1



8:40 – 9:00 Welcome

9:00 – 9:45 Short presentation on how we teach your child phonics and reading and how you can support at home

9:45 – 10:30 Y1 Phonics and reading lessons

10:30 – 11:00 Y2 Phonics and reading lessons

11:00 – 11:30 Questions



Why Read, Write, Inc?

- Children taught in progress groups
- Fast track tutoring
- Structured, coherent programme from Nursery to Year 6



Building an expert team... The Reading Team

Phonics and Early Reading Lead: Mrs Wood

Reading teachers:

Miss Tighe, Miss Geci-Dempsey, Mrs Kirby, Mrs Roebuck, Mrs Petzoldt, Miss Sykes, Mr Stanley, Mr Seneviratne, Miss Bull, Mrs Dunne, Mrs Rhodes

Fast Track tutors:

Mrs Petzoldt, Mrs Kirby, Mrs Dunne



What is phonics?

Sounds

Graphemes

<https://schools.ruthmiskin.com/resources/watch/332/>



Speed Sounds Set 1

Consonant sounds – stretchy

f	l	m	n	r	s	v	z	sh	th	ng
										nk

Consonant sounds – bouncy

b	c	d	g	h	j	p	qu	t	w	x	y	ch
	k											

Vowel sounds – bouncy

a	e	i	o	u
---	---	---	---	---

Vowel sounds – stretchy

ay	ee	igh	ow
----	----	-----	----

Vowel sounds – stretchy

oo	oo	ar	or	air	ir	ou	oy
----	----	----	----	-----	----	----	----



Speed Sounds Set 2

Consonant sounds – stretchy

f	l	m	n	r	s	v	z	sh	th	ng
										nk

Consonant sounds – bouncy

b	c	d	g	h	j	p	qu	t	w	x	y	ch
	k											

Vowel sounds – bouncy

a	e	i	o	u
---	---	---	---	---

Vowel sounds – stretchy

ay	ee	igh	ow
----	----	-----	----

Vowel sounds – stretchy

oo	oo	ar	or	air	ir	ou	oy
----	----	----	----	-----	----	----	----

Speed Sounds Set 3

Consonant sounds

f	l	m	n	r	s	v	z	sh	th	ng
ff	ll	mm	nn	rr	ss	ve	zz	ti		nk
ph	le	mb	kn	wr	se		s	ci		
					c		se			
					ce					

b	c	d	g	h	j	p	qu	t	w	x	y	ch
bb	k	dd	gg		j	pp		tt	wh			tch
	ck				g							
	ch				ge							
					dge							

Vowel sounds

a	e	i	o	u	ay	ee	igh	ow
	ea				<u>a-e</u>	<u>e-e</u>	<u>i-e</u>	<u>o-e</u>
					ai	y	ie	oa
						ea	i	o
						e	y	

oo	oo	ar	or	air	ir	ou	oy	ire	ear	ure
<u>u-e</u>			oor	are	ur	ow	oi			
ue			ore		er					
ew			aw							
			au							



Name the pictures



Picture Phrases

ay



may I play?

2. day, play, may, way, lay, say, tray, spray

aw



yawn at dawn

3. saw, raw, law, straw, dawn, paw,
crawl, jaw, claw, yawn



Sounds + blending = reading



+

sat



Reading with Fred Talk

m

a

t

mat



'Special Friends', 'Fred Talk', read the word

1.4

ship

crawl



Spelling using 'Fred Fingers'

1. Say the word, children repeat
2. Fred Fingers
3. Show
4. Pinch the sounds - Say the word together in sounds whilst pinching your fingers
5. Write the word.
6. Check each sound





**Ruth Miskin
Training**



Reading

Stages of reading the 'core' storybook:

Accuracy


Fluency

Comprehension

Read and enjoy at home



After the third read...the same book goes home.



Please avoid saying, *“This book is too easy for you!”* but instead say *“I love how well you can read this book!”*

They are meant to be able to read all of the words as the book is at the correct level.

Encourage them to share their enjoyment of the story with you and read it in their storyteller voice – again and again.



'Special Friends', 'Fred Talk', read the word

1.4

ship

Black Hat Bob

Black Hat Bob
is on his ship.

This is his peg leg.



Red Words

I

said

This is Red Hat Rob.




“I will grab that cash box,” he said.



Book Bag Books

- Extra reading practice at home
- Uniquely matched to the *Read Write Inc. Phonics Storybooks*.
- Reinforce children's learning of phonics at the appropriate level.
- Helps to make even faster progress in reading.



Assessment

Assessment team: Mrs Wood, Mrs Dunne, Miss Sykes

- Assessed at least at the end of each half term
- Tracked and monitored for stalled progress
- Flexible grouping
- Fast Track Tutoring for any child not working at ARE

Read Write Inc. Colour Progression
Ditty – Sound Blending
Red
Green
Purple
Pink
Orange
Yellow
Blue
Grey



What can you do?

- Listen to your child read the same Storybook again and again
- Encourage them to use 'Special Friends', 'Fred Talk', 'read the word'
- Discuss the story and encourage their storyteller voice.
- Share other stories, poems, nursery rhymes as often as possible.

We ask that children read at home at least 3 times each week. Please can you sign their reading record each time they read so that we can celebrate and praise this in school.



What is the Phonics Screening Check?

- A word-reading test at the end of Year 1
- Children read 40 words



'Special Friends', 'Fred Talk', read the word

1.4

ship

— • •



Nonsense words



sheb



glight



ched



teb



Phonic and reading lessons

Year 1: 9:45 – 10:30

<u>Reading Teacher</u>	<u>Where</u>	<u>Progress group</u>
Miss Tighe	1Rashford classroom	Green
Miss Geci-Dempsey	1Seacole classroom	Pink
Mrs Kirby	Area outside Year 2	Pink
Mrs Roebuck	Viking Room (Next to Reception and Nurse's doors)	Yellow
Mrs Dunne	2Thunberg classroom	Orange
Miss Sykes	Compass room (next to KS1 boy's toilets)	Pink
Mrs Petzoldt	KS2 Library	Red

Year 2: 10:30 – 11:00

<u>Reading Teacher</u>	<u>Where</u>	<u>Progress group</u>
Mr Seneviratne	2Zephaniah	Orange
Mrs Rhodes	Area outside Year 2	Grey
Mrs Dunne	KS1 Hall	Blue
Miss Bull	2Thunberg classroom	Comprehension



Online resources available

Ruth Miskin Parents' Page:

<http://www.ruthmiskin.com/en/parents/>

Free e-books for home reading:

<http://www.oxfordowl.co.uk/Reading/>



Any other questions

Q&A

